

DIGITAL DIALOGUES PULSE #06

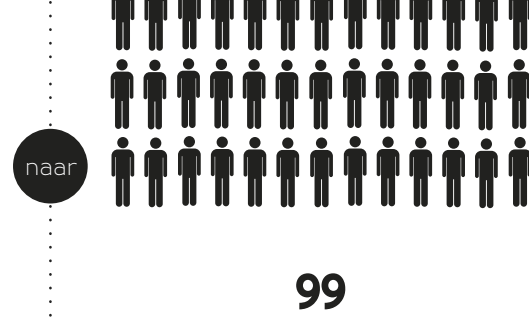
EEN UNIEK INZICHT IN DE KWALITEIT VAN DE NEDERLANDSE WEBCARE



1.100
BERICHTEN


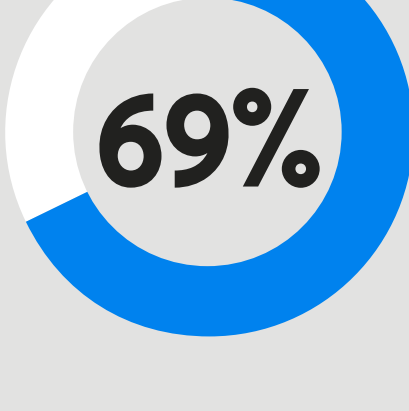


70
ACCOUNTS



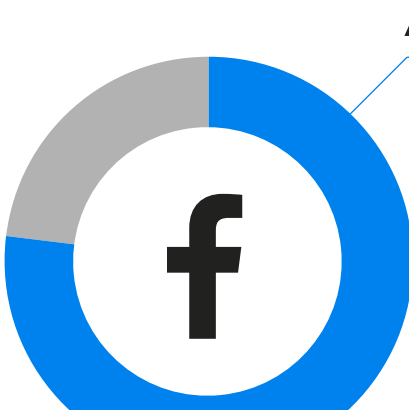
99
ORGANISATIES

REACTIEPERCENTAGE + REACTIESNELHEID

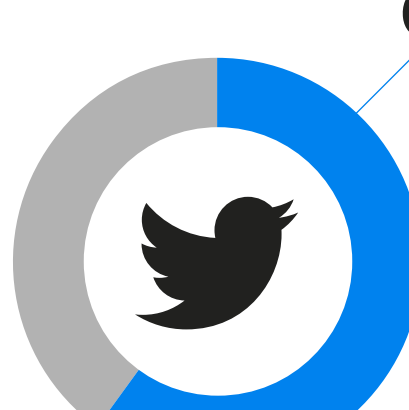


03 : 36
UUR MIN

FACEBOOK VS. TWITTER

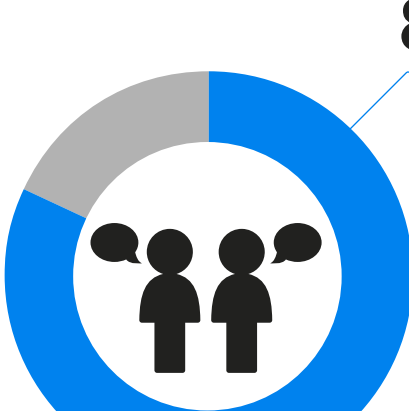


03 : 21
UUR MIN

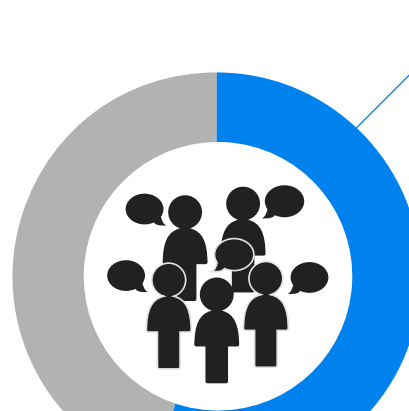


03 : 54
UUR MIN

WEBCARE VS. REPUTATIE

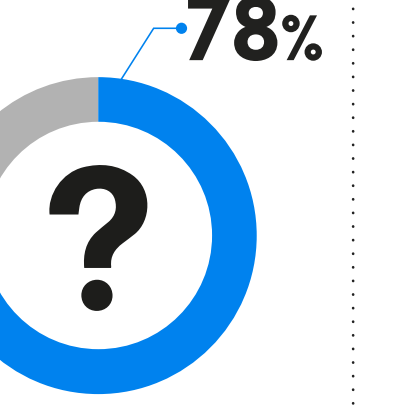


03 : 48
UUR MIN



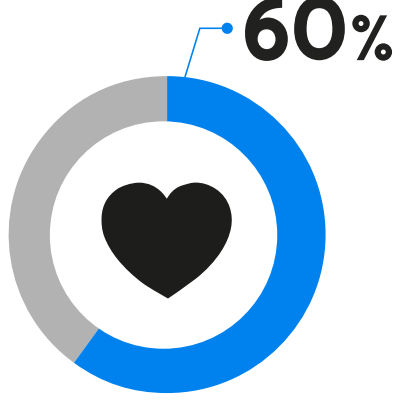
03 : 16
UUR MIN

VRAGEN



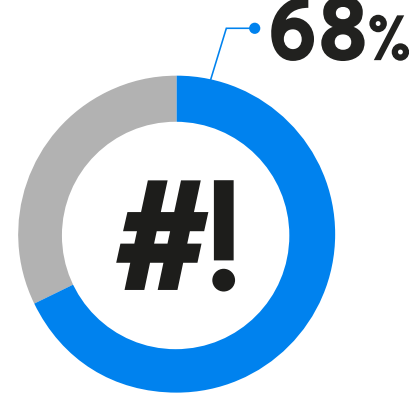
03 : 38
UUR MIN

COMPLIMENTEN



03 : 43
UUR MIN

KLACHTEN



03 : 25
UUR MIN

KWALITEIT VAN DE REACTIES



INHOUDELIJKE
REACTIE

SCORE

7.0



MENSELIJK
GELUID

SCORE

7.0



GRAMMATIC

SCORE

6.8

RESULTATEN PER BRANCHE



70%

AUTOMOTIVE

03 : 49
UUR MIN

7.2

7.2

7.3



94%

BANKEN

02 : 40
UUR MIN

7.5

7.0

6.9



63%

BOUWMARKTEN

02 : 48
UUR MIN

6.8

7.1

6.0



62%

DROGISTERIJEN

06 : 59
UUR MIN

6.4

7.4

7.2



63%

E-COMMERCE

04 : 26
UUR MIN

6.9

7.2

7.4



87%

ENERGIE

04 : 09
UUR MIN

6.8

7.0

6.1



60%

OPENBAAR VERVOER

01 : 10
UUR MIN

6.5

7.1

6.2



49%

SAUS

12 : 53
UUR MIN

7.0

6.4

6.3



36%

SPORTSCHOLEN

04 : 36
UUR MIN

7.2

6.6

7.0



59%

SUPERMARKTEN

01 : 52
UUR MIN

7.0

6.8

8.1



73%

TELECOM

02 : 13
UUR MIN

7.0

7.1

6.1



55%

VAKANTIE-AANBIEDERS

01 : 54
UUR MIN

6.8

6.6

6.7



83%

VERZEKERAARS

02 : 54
UUR MIN

6.7

7.3

7.0



76%

WONEN

06 : 40
UUR MIN

7.7

7.4

6.8

EINDCIJFER PER BRANCHE



6.9



8.0




6.3




5.8



6.2



7.0



6.7



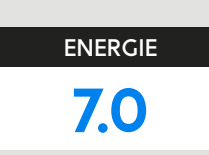
5.0



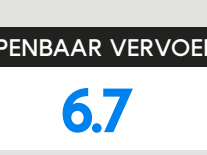
5.0



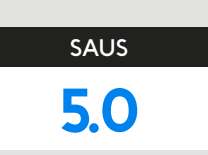
6.9



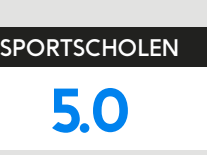
7.0



6.4



7.4



6.7